




**Step to Binary of Index Derivatives**

# Step 1:

Go to “<https://member.ecmtrader.com>”



Everyone Live To Trade !  
ENROLL AS AFFILIATE TO EARN REBATES

## Sign to ECM Member Area

Please enter your email

Please enter your password

Sign In


[Forgot password?](#)

## New to ECM?

Open a Real Account





## Step 2:

Scroll down to find “Download Platforms” and then Click “Index Derivatives”



### Download platforms

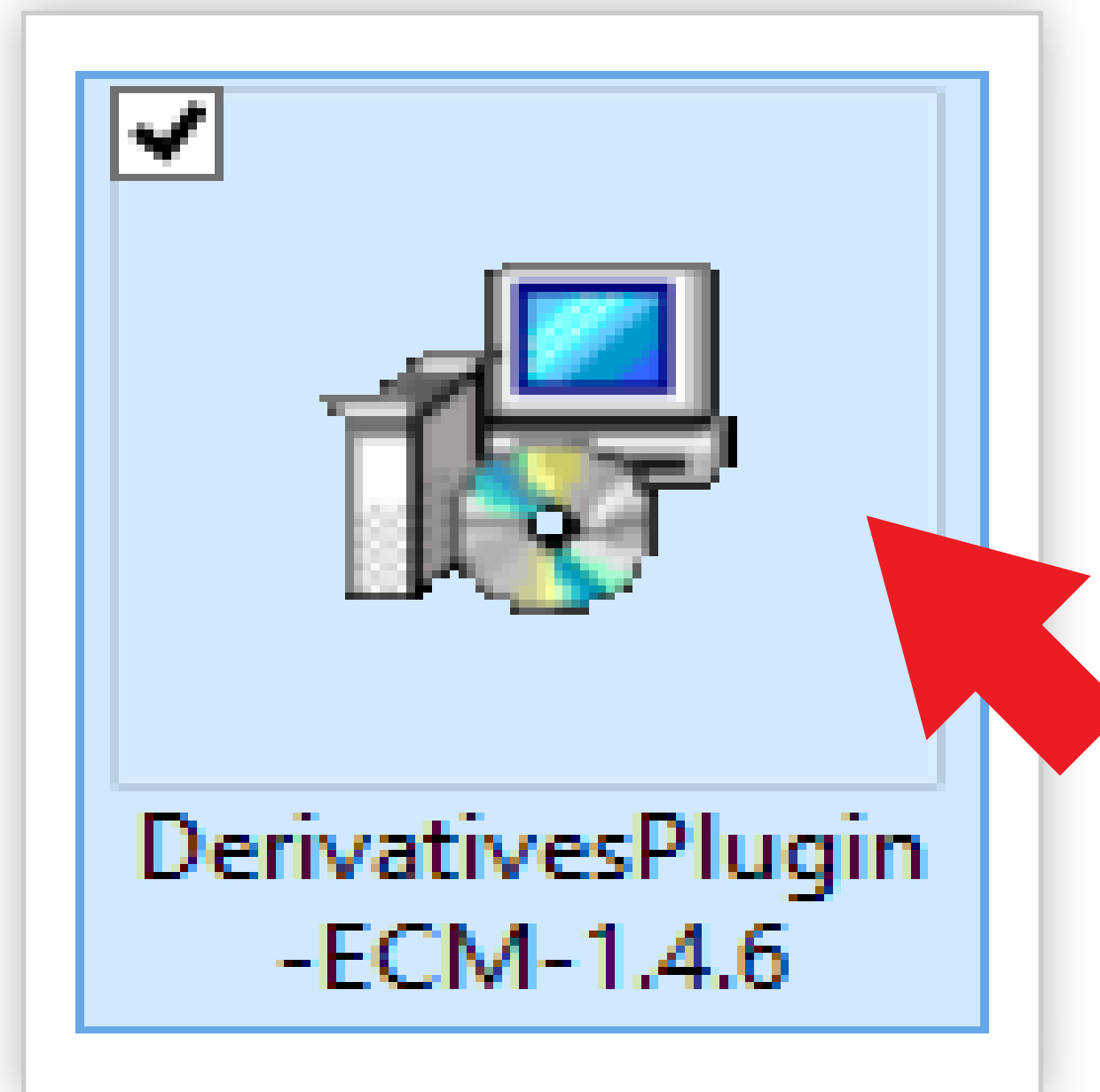
Meta Trader4

-  **ECM Client Terminal**  
MT4 Platform
-  **ECM VPS**  
Multi- MT4
-  **Trading Signal**  
Trader
-  **Index Derivatives**  
Plugin Download

Click here “Index Derivatives”

# Step 3:

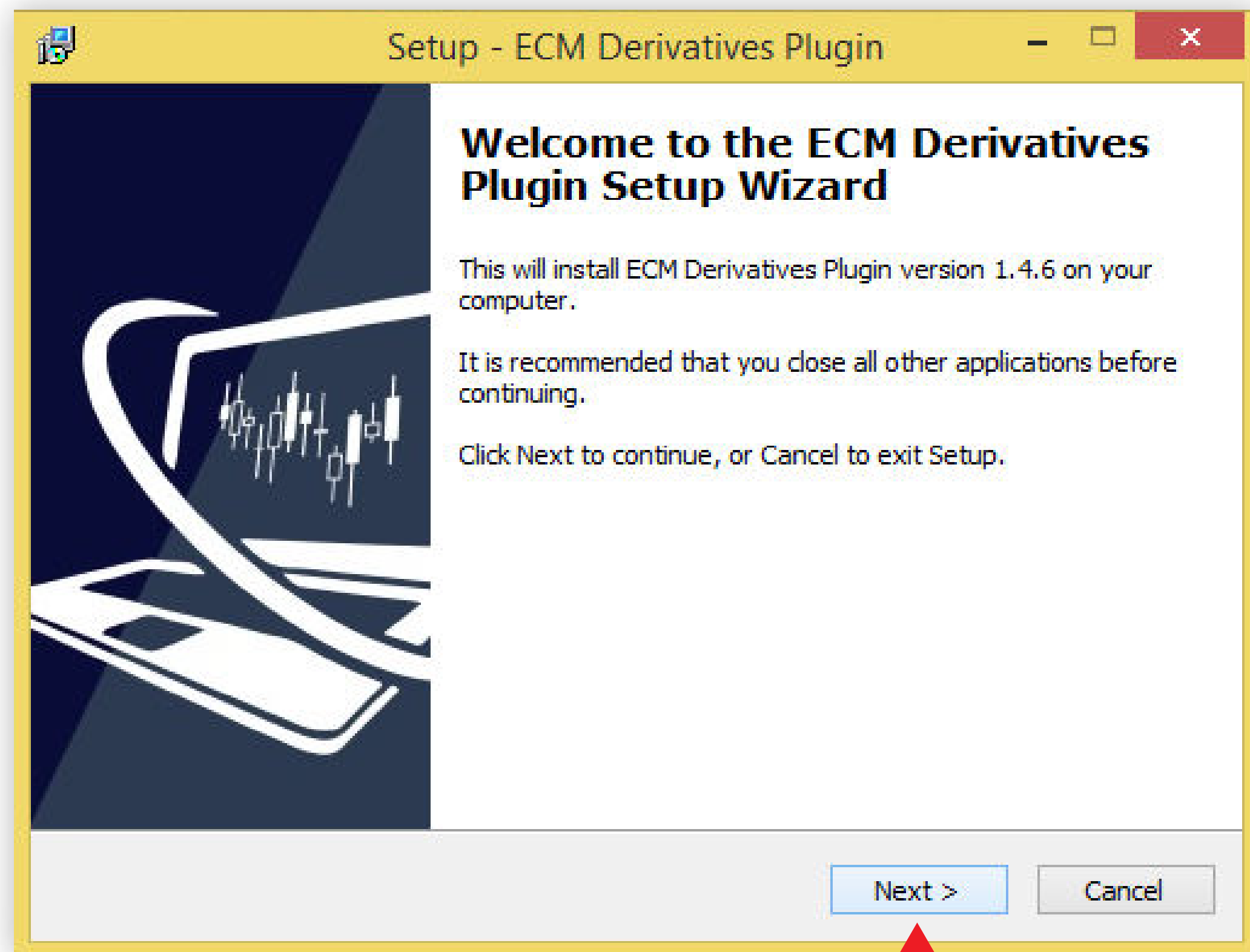
## Install ECMTrader Binary Option (1/3)



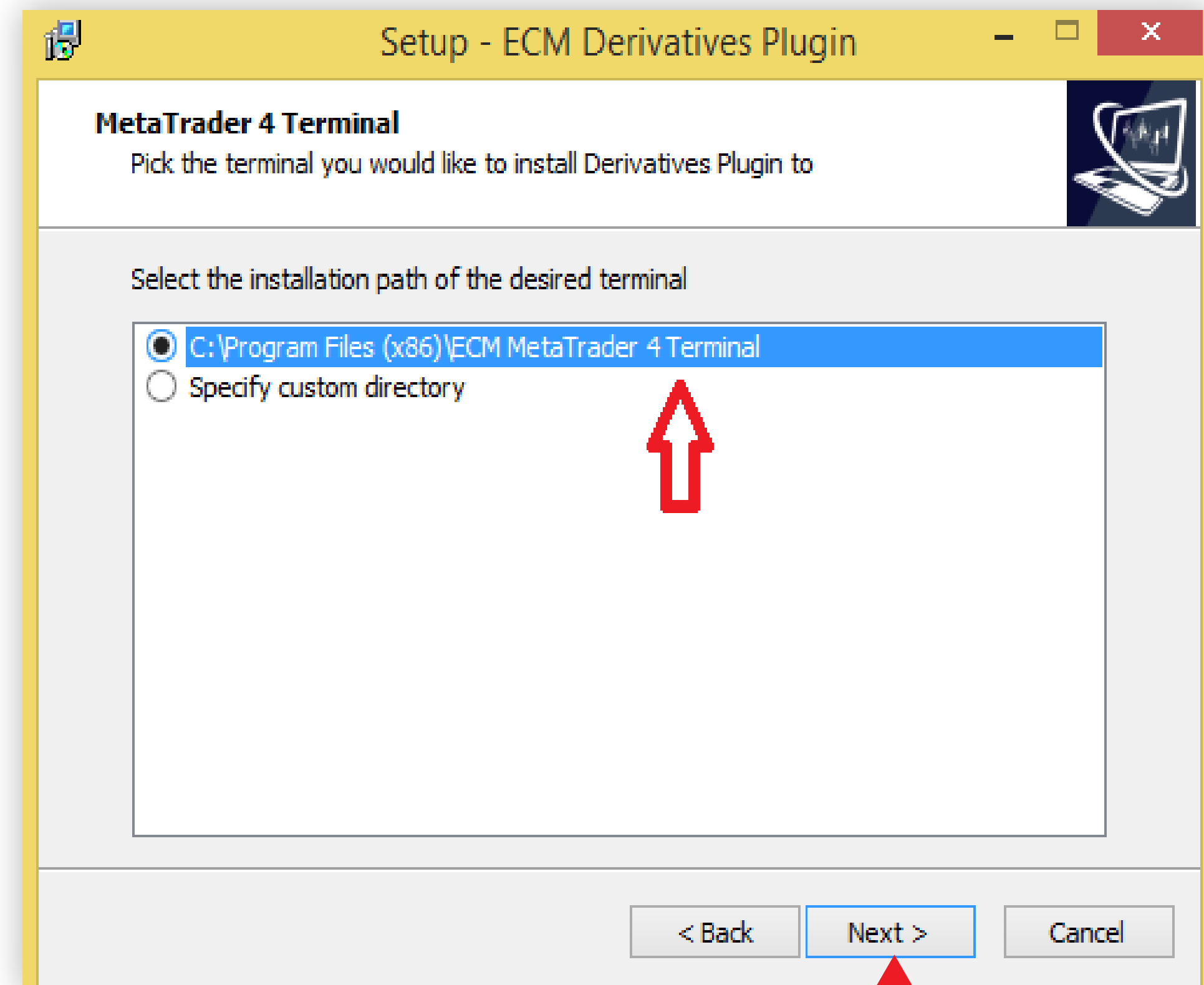
**Double click** to open the folder

# Step 4:

## Install ECMTrader Binary Option (2/3)



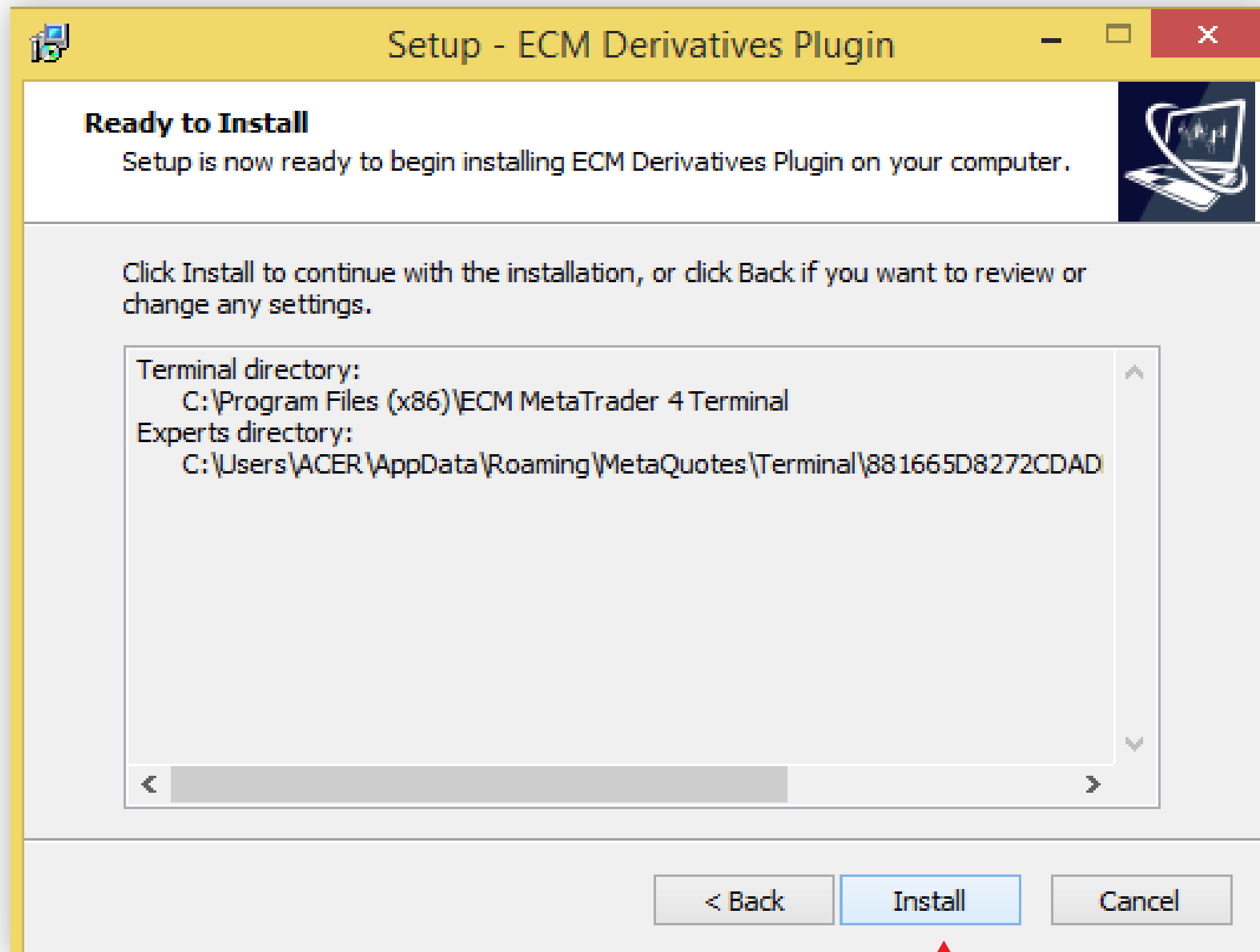
Click "Next"



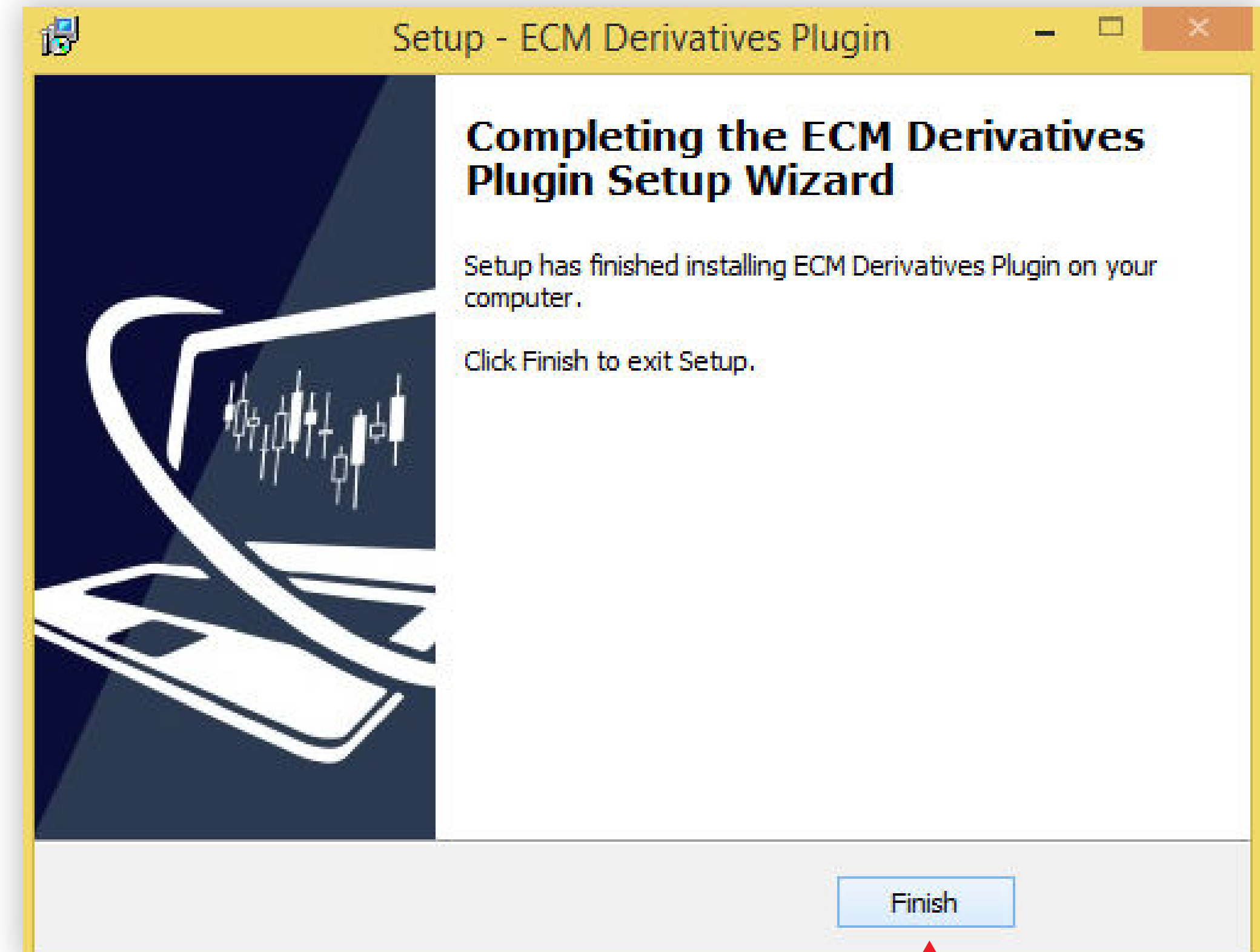
Click "Next"

# Step 5:

## Install ECMTrader Binary Option (3/3)



Click "Install"

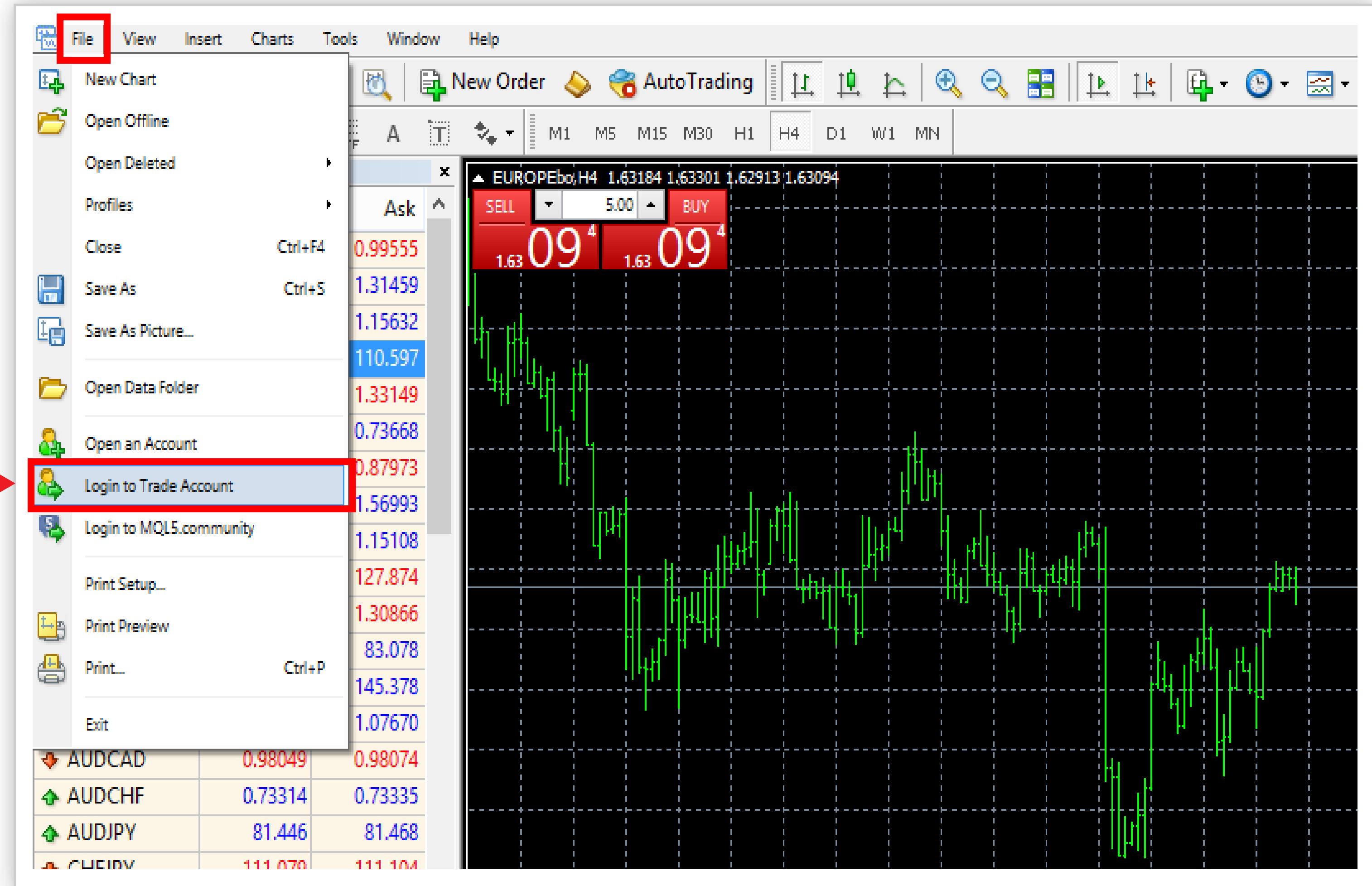


Click "Finish"

# MT4

Click the "File" after re-open your MT4 Platform, and then login to your Live account

Click here to  
login your **MT4**  
**Live Account**




The screenshot displays the MetaTrader 4 (MT4) software interface. The 'File' menu is open, and the 'Login to Trade Account' option is highlighted with a red box. A red arrow points from the text box on the left to this option. The main window shows a candlestick chart for the EUR/USD pair (EUROPEbo, H4) with a price of 1.63094. The chart is set to the H4 timeframe. The 'New Order' window is visible, showing a 'BUY' order for 5.00 units. The 'Ask' price is 1.63094. The 'Bid' price is 1.63094. The 'New Order' window also shows the 'SELL' and 'BUY' buttons, and the '5.00' lot size.

Symbol	Ask	Bid
EURUSD	1.63094	1.63094
AUDCAD	0.98049	0.98074
AUDCHF	0.73314	0.73335
AUDJPY	81.446	81.468
CHFJPY	111.070	111.104

# Step 1:

## Login to your MT4 Live Account

ECM MetaTrader 4 Terminal

 Authorization allows to get access to the trade account

Login: 123456

Password: ●●●●●●●●

Server: ECM-Live

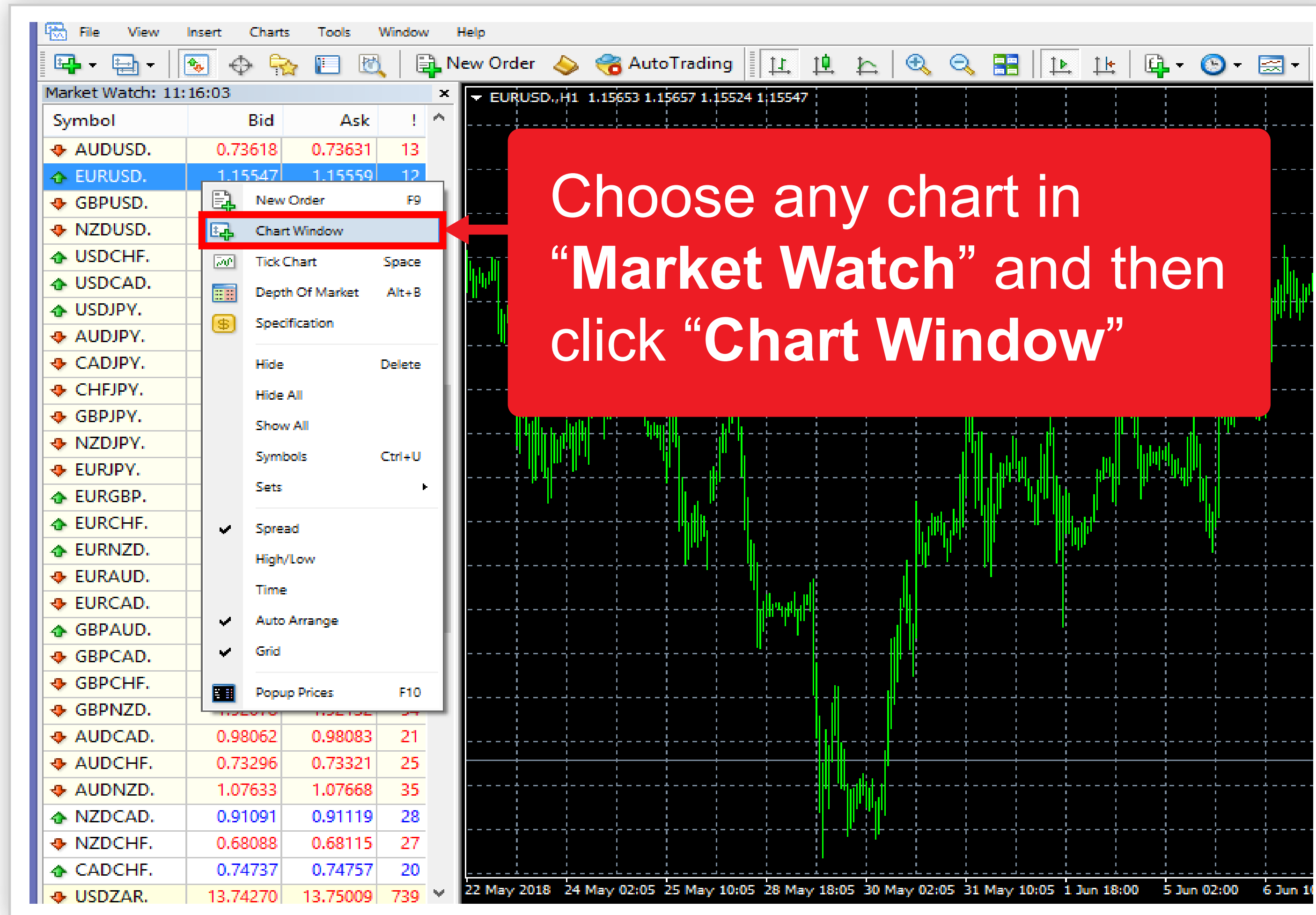
Save account information

Login Cancel



# Step 2:

## Active Binary Option window



The screenshot shows a trading software interface with a 'Market Watch' window on the left and a chart window on the right. The 'Market Watch' window displays a list of currency pairs with their bid and ask prices. The 'Chart Window' is open for the EURUSD pair, showing a candlestick chart. A red callout box with white text points to the 'Chart Window' option in the Market Watch window.

Choose any chart in "Market Watch" and then click "Chart Window"

Symbol	Bid	Ask	!
AUDUSD.	0.73618	0.73631	13
EURUSD.	1.15547	1.15559	12
GBPUSD.			
NZDUSD.			
USDCHE.			
USDCAD.			
USDJPY.			
AUDJPY.			
CADJPY.			
CHFJPY.			
GBPJPY.			
NZDJPY.			
EURJPY.			
EURGBP.			
EURCHF.			
EURNZD.			
EURAUD.			
EURCAD.			
GBPAUD.			
GBPCAD.			
GBPCHE.			
GBPNZD.			
AUDCAD.	0.98062	0.98083	21
AUDCHF.	0.73296	0.73321	25
AUDNZD.	1.07633	1.07668	35
NZDCAD.	0.91091	0.91119	28
NZDCHF.	0.68088	0.68115	27
CADCHF.	0.74737	0.74757	20
USDZAR.	13.74270	13.75009	739

# Step 3:

## Active the Binary Option

Click "Tools" And  
choose "Options"

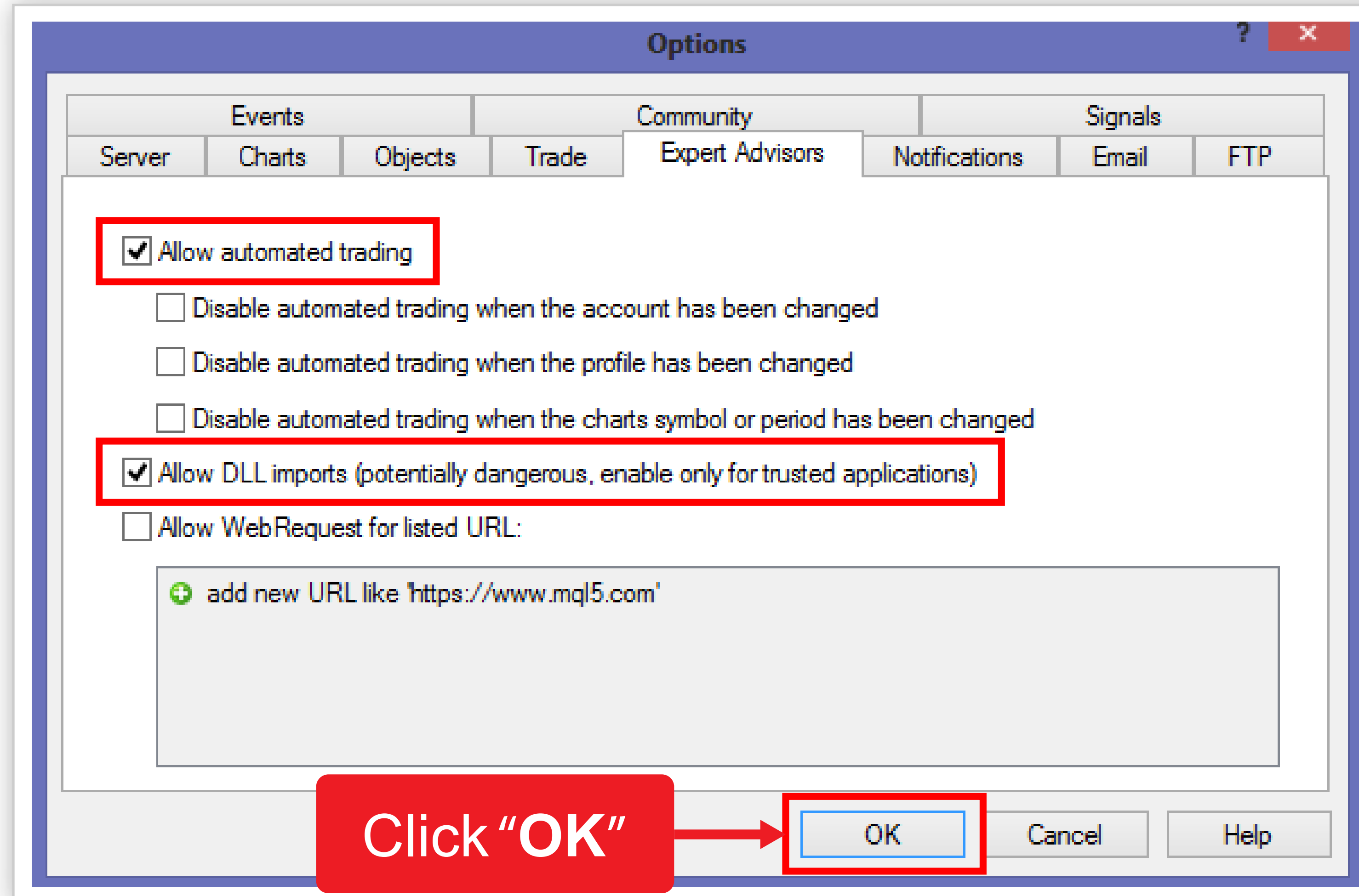
The screenshot shows the MetaTrader 4 (MT4) software interface. The 'Tools' menu is open, and the 'Options' option is highlighted. A red box highlights the 'Tools' menu and the 'Options' option. A red arrow points from the text box on the left to the 'Options' option. The background shows a currency rate table and a candlestick chart for EURUSD.

Symbol	Current Price	Previous Price	Spread
NZDUSD.	0.68366	0.68383	17
USDCHF.	0.99604	0.99621	17
USDCAD.	1.33207	1.33225	18
USDJPY.	110.575	110.588	13
AUDJPY.	81.435	81.452	17
CADJPY.	83.005	83.023	18
CHFJPY.	111.001	111.023	22
GBPJPY.	145.253	145.277	24
NZDJPY.	75.602	75.622	20
EURJPY.	127.690	127.708	18

EURUSD.,H1 1.15653 1.15657 1.15458 1.15471

# Step 4:

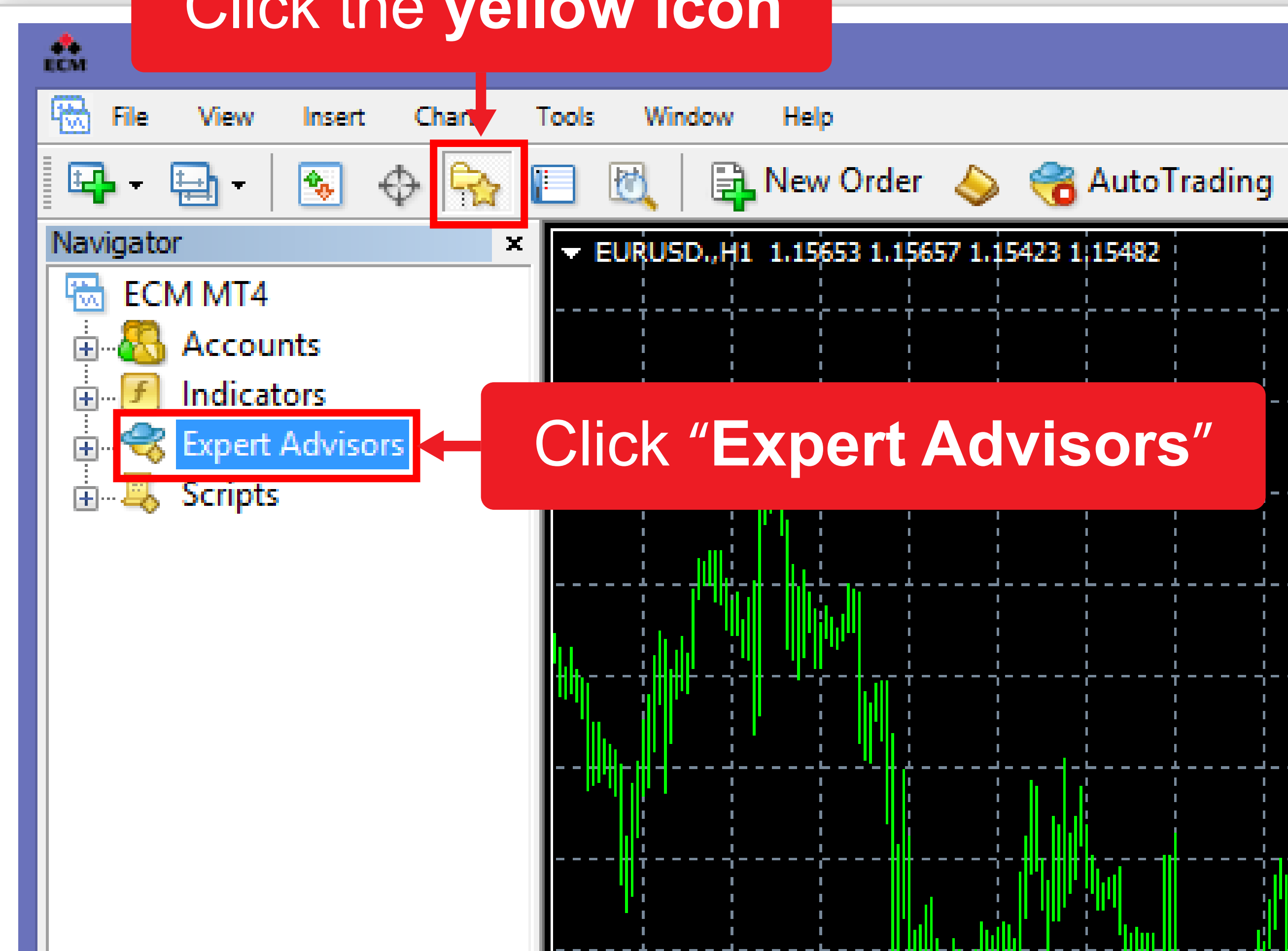
## EA setting



# Step 5:

## Active Binary Option window (1/2)

Click the yellow icon

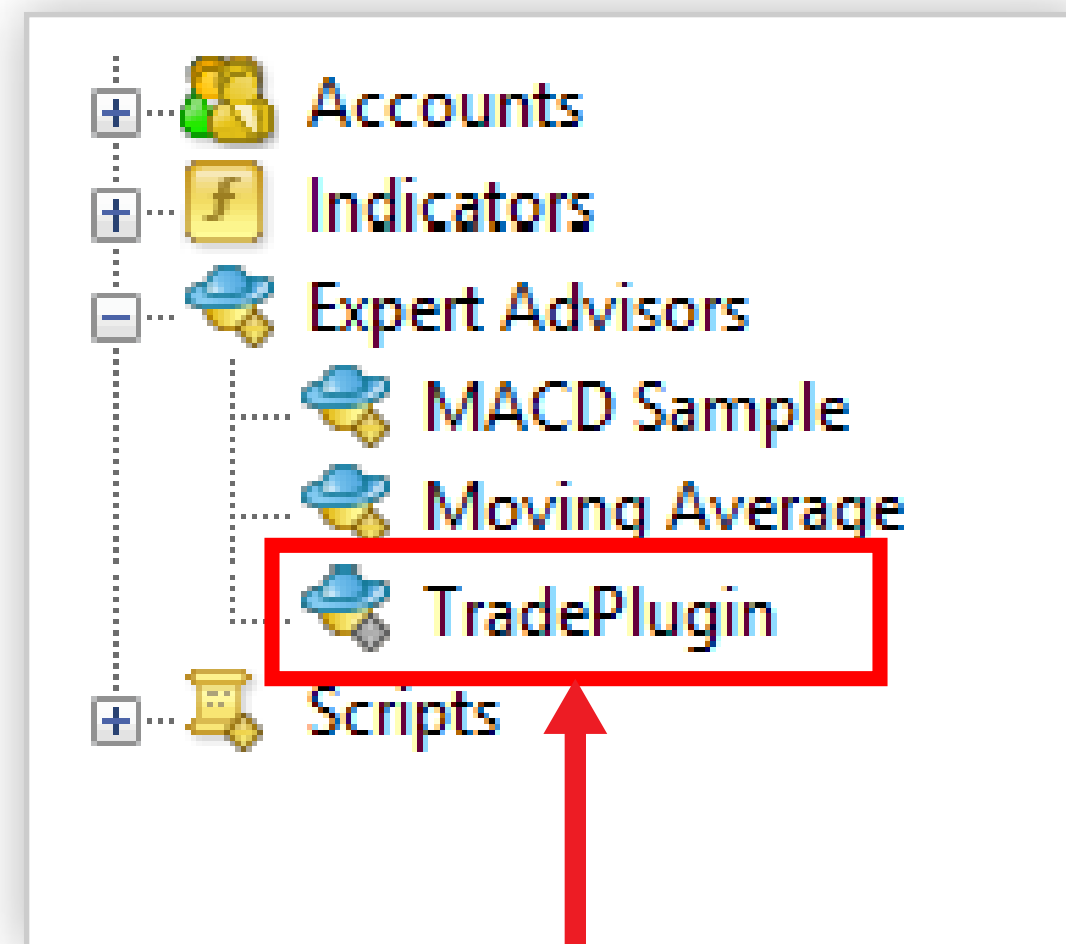


Click "Expert Advisors"

The image shows a screenshot of the MetaTrader 4 (MT4) software interface. The 'Navigator' window is open on the left side, displaying a tree view of the 'ECM MT4' account. The 'Expert Advisors' folder is highlighted with a blue selection box, and a red arrow points to it from a red callout box that says 'Click "Expert Advisors"'. In the main toolbar, a yellow star icon is highlighted with a red box, and a red arrow points to it from a red callout box that says 'Click the yellow icon'. The background shows a candlestick chart for the EURUSD pair on the H1 timeframe, with price values 1.15653, 1.15657, 1.15423, and 1.15482 visible at the top.

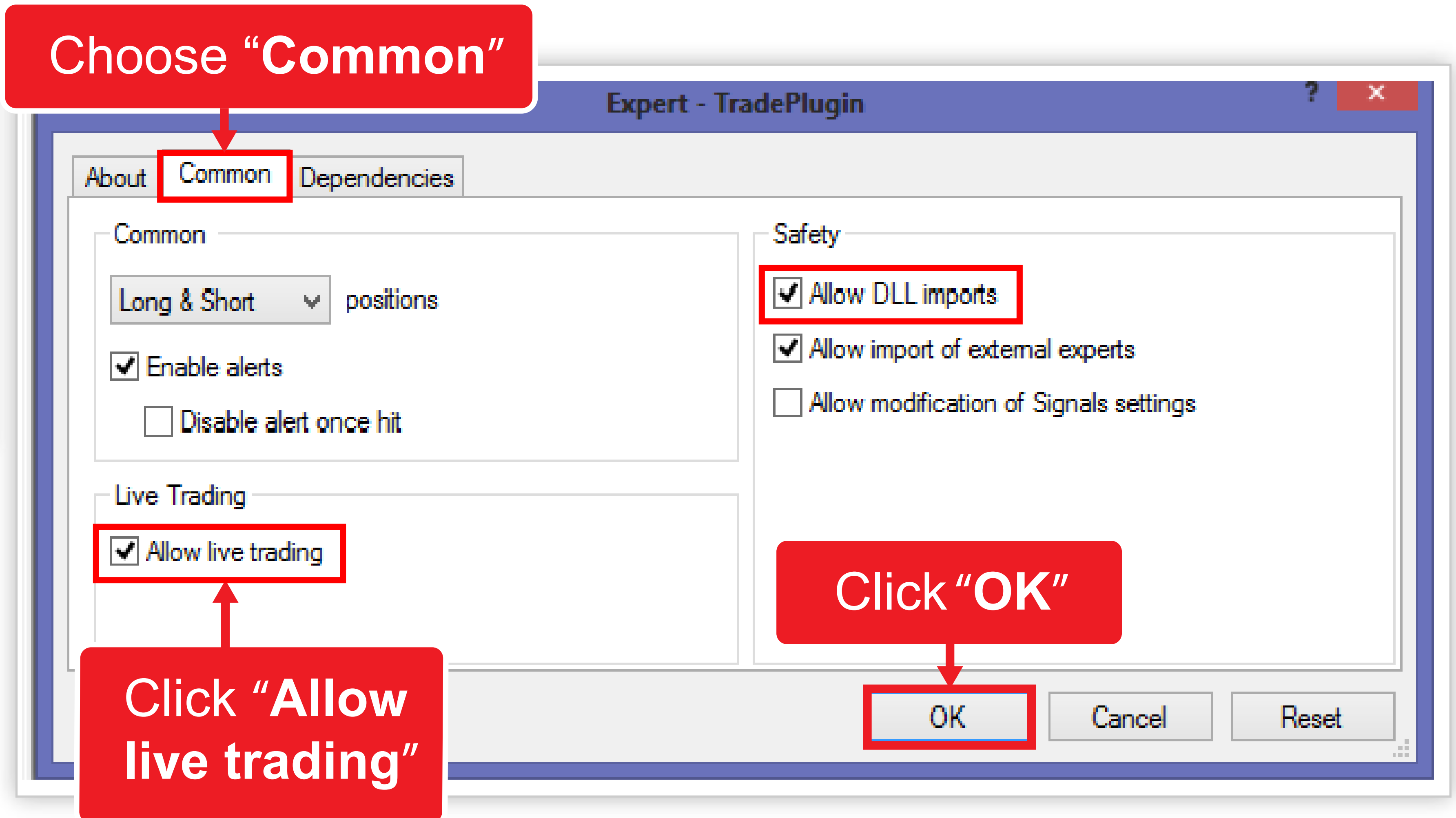
# Step 6:

## Active Binary Option window (2/2)



Double click  
"TradePlugin"

Choose "Common"



Click "Allow  
live trading"

Click "OK"

# Step 7:

## Active BO window

ECM Auto Resize | 1.4.7.0 | Settings

Manual **Auto**

Symbol AEIbo

Type Up / Down

Period 1m - 77.0%

Amount 10 + -

UP

DOWN

Profit 7.7 USD

→ 0 ←

MT4 time: 09:22:09

Attention! The trade will be executed at market conditions, difference with requested price may be significant!

Now you can trade  
Binary option

**You must open your BO window in order to trade Binary Option**

ECM Auto Resize | 1.4.7.0 | Settings

Manual **Auto**

Symbol AEIbo

Type Up / Down

Period 1m - 77.0%

Amount 10 + -

UP

DOWN

Profit **7.7** USD

MT4 time: 09:22:09

Attention! The trade will be executed at market conditions, difference with requested price may be significant!

*You may repeat the step 4, 5, 6 & 7 If BO window disappear.*